

San Diego
County
Soccer
Referees
Association



•
Please stand by. The meeting will start soon.

• April 22, 2020



Housekeeping

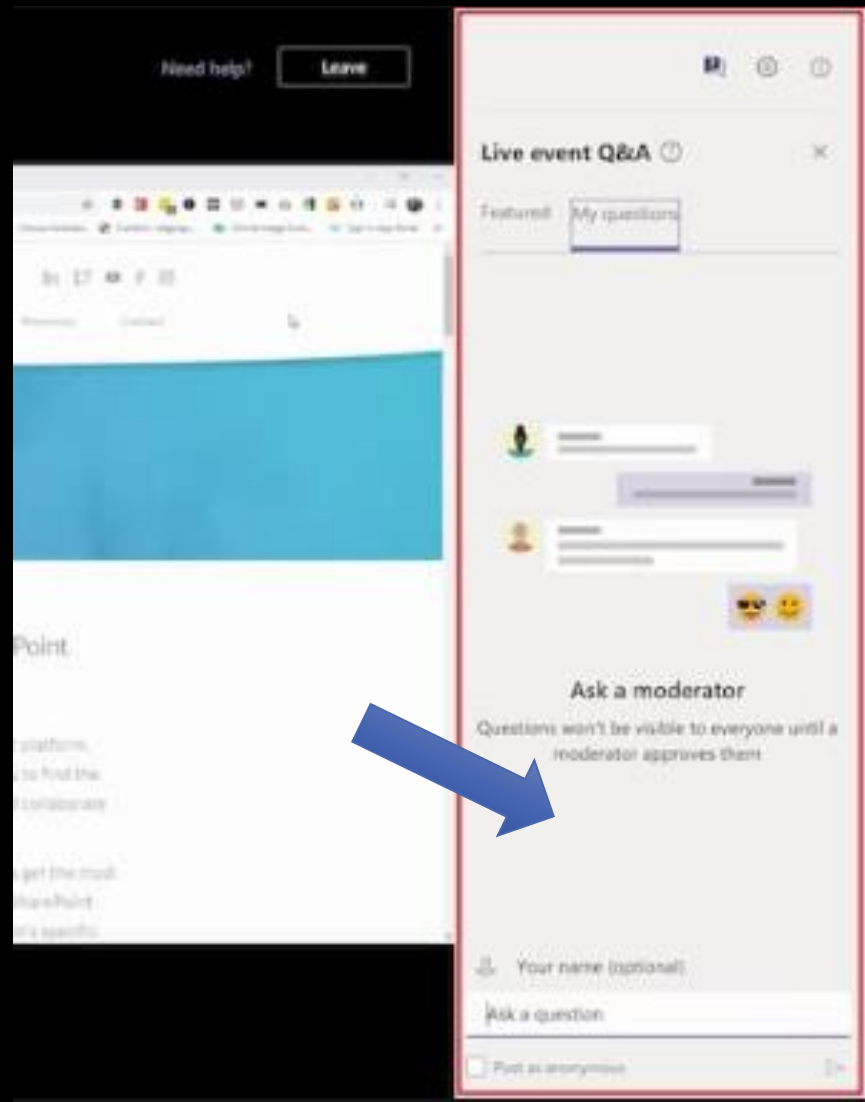
Welcome to our webinar!

QUESTIONS All questions are moderated.

They will not be shown to the audience until the moderator shares them on the Q&A panel.


Where is the Q&A Panel?

Most will see the Q&A Panel on the RIGHT side of your screen.



Where is the Q&A Panel?

If it is not there, click on the icon at the top right of your screen.






Sign Up

Please sign in using the Question panel.

- **Instead of a question, please type Last Name, First Name, Last 4 Digits of USSF ID Number.**
- **Repeat for each referee viewing the webinar with you.**


If you are participating from outside San Diego County, please also include your City and State.



**Will there be a
recording of this
webinar?**

**We are working on how we can
distribute webinars videos on the
SDCSRA website.**

**Please stay tuned for more
information**





When will games start again?


SHORT ANSWER: We don't know.

**April 4 CalSouth extends suspension of
programs and competitions indefinitely**

**Known changes to tournaments originally in
May**

**NEXEN Man City Cup
(moved to September Labor Day)**

**Copa de Mayo
(moved to June 27 – 28)**



Federal Benefits For Independent Contractors?

New Pandemic Unemployment Assurance

- Created by Federal CARES Act
- Administered by the State (California EDD)
- Application forms not yet available

https://www.edd.ca.gov/about_edd/coronavirus-2019/pandemic-unemployment-assistance.htm#Eligibility



Known Eligibility Rules

Pandemic Unemployment Assurance Known Requirement

- US Citizen (or legally permitted to work in the US)
- If you are unemployed, partially employed, or unable or unavailable to work because the COVID-19 public health emergency has **severely limited your ability to continue performing your customary work activities, and has thereby forced you to stop working.**



Known Benefits

- In order to provide benefits as quickly as possible, payments will be issued in phases. If you qualify for PUA, and depending on the effective date of your PUA claim, the **initial payments** you will receive are as follows:
- Phase 1
\$167 per week for each week you were unemployed from **February 2, 2020 to March 28, 2020** due to a COVID-19 related reason.
- Phase 2
\$167 plus \$600 per week for each week you were unemployed from **March 29, 2020 to July 25, 2020**, due to a COVID-19 related reason.




Known Benefits

- Phase 3
\$167 per week, for each week from **July 26, 2020 to December 26, 2020**, that you are unemployed due to a COVID-19 related reason, up to a total of 39 weeks (minus any weeks of regular UI and certain extended UI benefits that you have received).
- **Note:** If you qualify for your claim to be backdated to an earlier PUA effective date based on your last day of work, you could receive payment for prior weeks you were unemployed due to COVID-19.



Known Benefits


- You will be required to “certify” for your benefit payment. Certifying is the process of answering basic questions every two weeks that tells us you’re still unemployed and otherwise eligible to continue receiving biweekly payments.



Applications
accepted
now

**CALIFORNIA ACCEPTING
APPLICATIONS BEGINNING
ON TUESDAY APRIL 28, 2020**


- <https://www.edd.ca.gov>



Applications
accepted
now

File online.


- <https://www.edd.ca.gov>



Applications
accepted
now

**You do not need to submit
any documents to prove
income with the PUA
application.**

- <https://www.edd.ca.gov>




**Applications
accepted
now**

**Enter the income on the
form.**

**Note: EDD will later request
verification where total self-
employed income exceeds
\$17,368**

- <https://www.edd.ca.gov>



Applications accepted now


EDD uses same process for regular unemployment and pandemic.

Some questions may not be appropriate (e.g., employment history if you are self-employed).

- <https://www.edd.ca.gov>



CONCUSSION IN SPO

 Elective Course

Student

Coach

Parent

Administrator

OS

[Order Course](#)

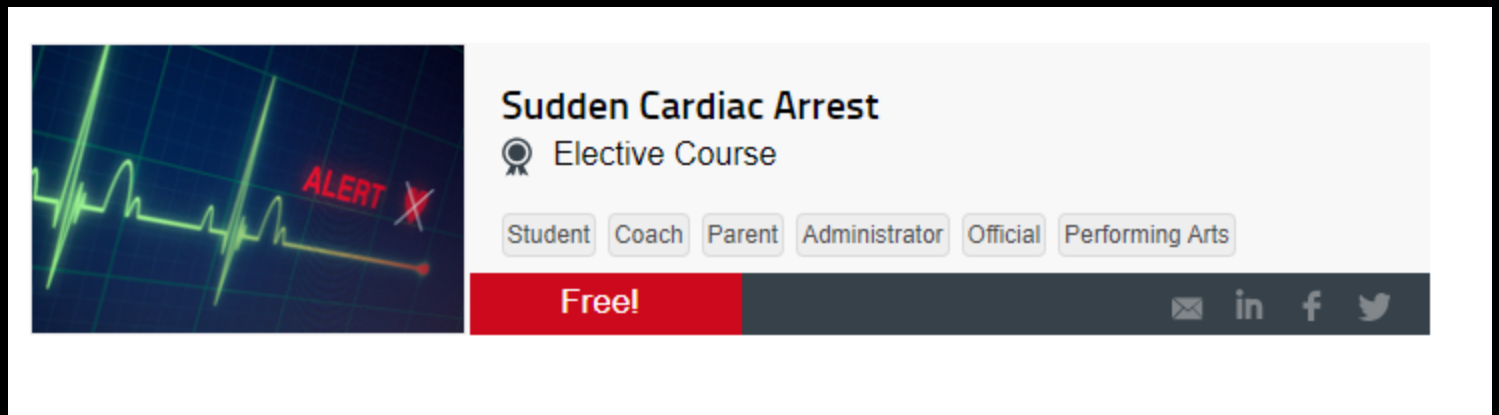
New Certification
Required By State Law

Concussion & Sudden Cardiac Arrest Training

- All Cal South referees need to complete these requirement. Coaches have been used the concussion training for some time, however Cardiac Arrest is new.
-
- Members only need to take it once. As soon as the training is “verified” within their Cal South profile, then they will not need to complete it again.
-
- If they have completed it as coach, they won’t need to take it again so long as the certificate **was verified within the correct profile**. (many admins have duplicate profiles or choose to keep referee and coaches profile separate)

Concussion & Sudden Cardiac Arrest Training

1. Register for training at NFHSlearn.com
2. Click on COURSES Tab
3. Select: Sudden Cardiac Arrest
4. Order Course



Concussion & Sudden Cardiac Arrest Training

1. Complete Course
2. Download certificate

My Certificates



Concussion in Sports
Elective Course

Most Recent Certificate: 10/24/2016

[Download](#) ~1MB

Concussion & Sudden Cardiac Arrest Training

Repeat for “Concussion in Sports”

1. Click on COURSES Tab
2. Select: Concussion in Sports
3. Order Course



The screenshot shows a course listing for "Concussion in Sports". On the left is a thumbnail image of a male and female healthcare professional in blue scrubs, with a blue banner at the bottom that says "Now available in Spanish!". To the right of the image, the course title "Concussion in Sports" is displayed in bold, followed by "Elective Course" with a magnifying glass icon. Below the title are five filter buttons: "Coach", "Parent", "Administrator", "Official", and "Performing Arts". A red banner at the bottom left of the listing says "Free!". At the bottom right, there are icons for email, LinkedIn, Facebook, and Twitter.

Concussion & Sudden Cardiac Arrest Training

1. Complete Course
2. Download certificate

My Certificates



Concussion in Sports
Elective Course

Most Recent Certificate: 10/24/2016

[Download](#) ~1MB

Concussion & Sudden Cardiac Arrest Training

Upload Both Certificates To Cal South

1. Login

<https://cals-ussf.sportsaffinity.com/reg/index.asp>

2. Upload certifies into Cal South referee profile

Sudden Cardiac Arrest FAQ

Sudden cardiac arrest (SCA) is a condition in which the **heart suddenly** and unexpectedly stops beating. If this happens, blood stops flowing to the brain and other vital organs.

SCA usually causes death if it's not treated within
minutes

SuSigns and Symptoms

Referee observes:

- **Player collapses (may not be any contact or reason)**
- **No pulse**
- **Not breathing**

**SCA usually causes death if it's not treated within
minutes**

Response

- **9-1-1 Medical Emergency**
- CPR (until paramedics arrive)
- AED

SCA usually causes death if it's not treated within
minutes

CAL SOUTH APPOINTS JUAN GUZMAN, JR. STATE REFEREE ADMINISTRATOR





How to Identify an Emotional Outburst vs Failing to Act in a Responsible Manner

TERMS AND DEFINITIONS



DISSENT



- Who fails to act in a responsible manner, in a
 - U10 match ?
 - U12 to U14 ?
 - U16 and Above

CONSIDERATIONS



- What time in the match do we often see dissent?
- What is the score?
- What if a Youth Referee is present?

EMOTIONAL OUTBURST OR DISSENT ?



- Public - made openly or in view of all
- Personal – remarks involving character, behavior, appearance, etc.:
- Provoking – to stir up, incite or enrage others
- Persistent – repeated or continued

HOW DO SOME REFS DEAL WITH IT?



- Quit refereeing
- Ignore it
- Avoid the coach or not center
- Yell Back

HOW DO TOP REFS DEAL WITH IT?



- Effectively handle it

HOW DO TOP REFS DEAL WITH IT?



- Recognize and respond appropriately to emotional outbursts
- Private Warnings
- Public Warnings
- Cautions

SCENARIO # 1



- U16 game, blue team is losing 2-0 at the start of the 2nd half. Coach starts complaining:
 - “Come on Ref, call it both ways.”
 - “What was that?”
 - “Ref that was a foul!”
- As the referee, what do you do?
- AR?

DECISION



- Disappointment or Dissent?
- Public, Personal, Provoking or Persistent?
- Referee Actions
 - Warn, Caution or Send-off
- Best Practices?

SCENARIO # 1

(PLAY CONTINUES)



- Coach settles down for a short time. Coach then begins to escalates his critical comments:
 - “Do your job before someone gets hurt!”
 - “Come on Ref, that’s terrible!”
 - “Are you blind?”
- As the referee, what do you do?
- AR?

TEAM OFFICIALS - WARN




- failing to cooperate with a match official e.g. ignoring an instruction/request from an assistant referee or the fourth official
- minor/low-level disagreement (by word or action) with a decision
- occasionally leaving the confines of the technical area without committing another offence

TEAM OFFICIALS - CAUTION




- dissent by word or action including:
 - throwing/kicking drinks bottles or other objects
 - gestures which show a clear lack of respect for the match official(s) e.g. sarcastic clapping
- gesturing or acting in a provocative or inflammatory manner
- persistent unacceptable behavior (including repeated warning offences)
- showing a lack of respect for the game



TEAM OFFICIALS- SEND-OFF



- deliberately leaving the technical area to:
 - show dissent towards a match official
 - act in a provocative or inflammatory manner
- entering the field of play to:
 - confront a match official (including at half-time & full-time)
- physical or aggressive behavior
- receiving a second caution in the same match
- using offensive, insulting or abusive language, gestures
- violent conduct



SCENARIO #2



- U16 game, 40 min, Blue team is losing 3-1.
Spectators starts yelling out
 - “Hey Ref, that’s a foul!”
 - “Come on Ref, protect the players.”
 - “CALL IT BOTH WAYS”
- As the referee, what do you do?
- AR?

DECISION



- Disappointment or Dissent?
- Public, Personal, Provoking or Persistent?
- Referee Actions
 - Warn, Caution or Send-off
- Best Practices?

SCENARIO #2

(PLAY CONTINUES)



- Spectators continue:
 - “Push her back, the referee is not calling anything.”
 - “YOU ARE HORRIBLE”
 - “HOW MUCH DID THEY PAY YOU?”
- As the referee, what do you do?
- AR?

WARN, CAUTION OR SENDING OFF



- WARN
 - Calm, pleasant non-confrontational request
- CAUTION
 - Obtain agreement
- SENDING OFF
 - As per agreement

SCENARIO #3



- U15 game a couple of players are questioning your calls
 - “He held him, are you going to call that?”
 - “He tripped him, didn’t you see that?”
 - “Watch #26, he keeps pushing me”
- As the referee, what is your action?

DECISION



- Disappointment or Dissent?
- Public, Personal, Provoking or Persistent?
- Referee Actions
 - Warn, Caution or Send-off
- Best Practices?

SCENARIO #3

(PLAY CONTINUES)



- Hard tackle, you call advantage correctly
 - Player A1 shouts “Blow the whistle”
- Retaliation hard tackle, you whistle for a foul
 - Player B1 “You should have called the first one.”
- Players start pushing each other
- As the referee, what is your action?

SUMMARY



- Distinguish disappointment from dissent.
 - Recognize pointless dissent – may or may not require response, but no formal action
- Use Warn, Caution, Send-off process to deal with real dissent
- Stay professional throughout!